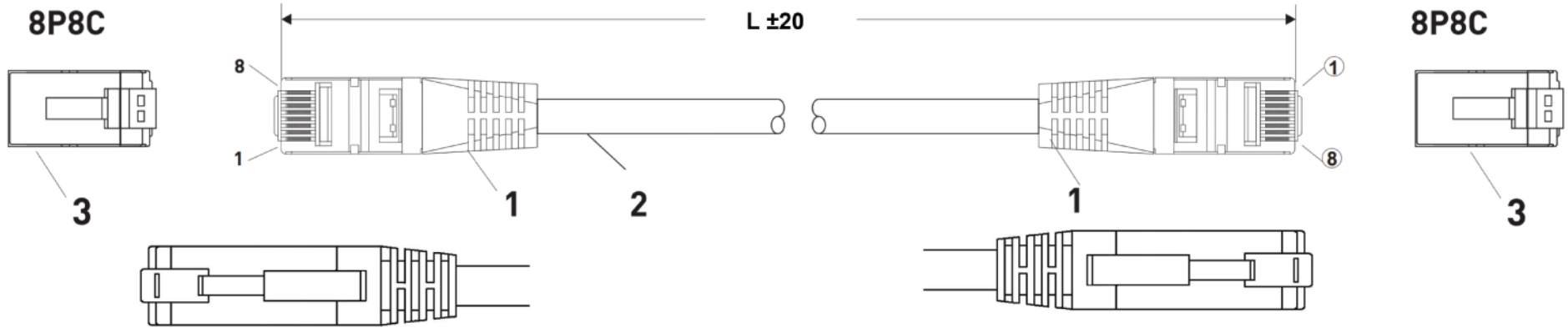
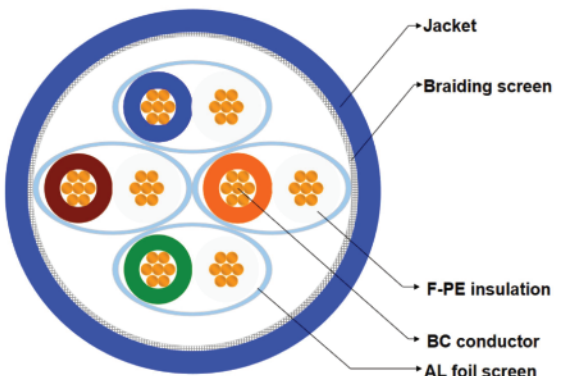


Cat 6A Shielded Network Patch Cable - 10 FT

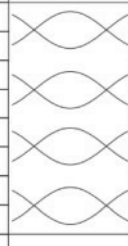


|  | Insulation Color | | |
|--|--|-----------------|------|
| | P1 | Blue White | |
| | P2 | Orange White | |
| | P3 | Green White | |
| | P4 | Brown White | |
| CABLE CROSS-SECTION | | | |
| No. | Description | Unit | Qty. |
| 1 | Outer mold PVC | pcs | 2 |
| 2 | SFTP CAT6A -- 4×2×7/0.18±0.008mm stranded BC conductor + 1.15±0.05mm S-F-S PE insulation + 4×AL foil + 80/0.12mm AL-MG braiding screen + 6.5mm blue PVC jacket | mm | L |
| 3 | Plug - shielded Cat.6a RJ45, 8P8C, 50U' gold plated | pcs | 2 |

Electrical tests:

- 100% open and short test.
- Insulation resistance 3M Ohm @ 300V DC.
- Fluke channel test pass.

| Length (ft) | Tolerance / ±mm |
|-------------|-----------------|
| 1 | ±15 |
| 3 | ±15 |
| 5 | ±20 |
| 7 | ±20 |
| 10 | ±20 |
| 14 | ±20 |
| 25 | ±20 |
| 50 | ±40 |

| WIRE MAP | | |
|----------|---|----------|
| P1 | | P2 |
| 1 White |  | 1 White |
| 2 Orange | | 2 Orange |
| 3 White | | 3 White |
| 6 Green | | 6 Green |
| 4 Blue | | 4 Blue |
| 5 White | | 5 White |
| 7 White | | 7 White |
| 8 Brown | | 8 Brown |
| SHELL | | SHELL |