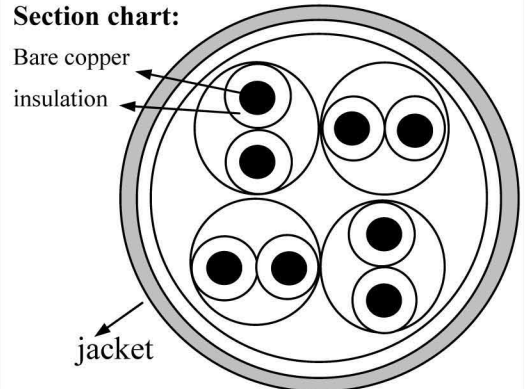


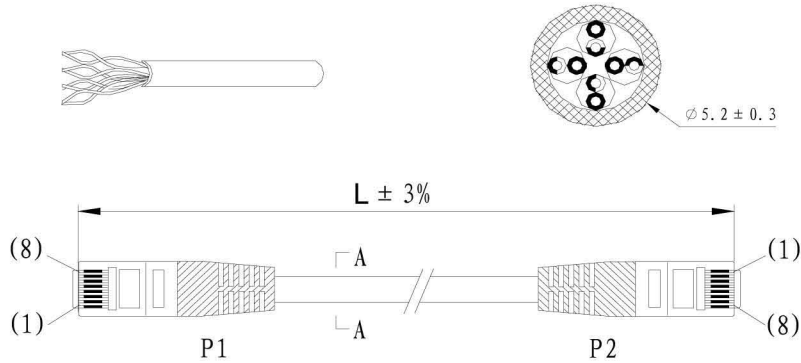
Product specification

Product	UTP CAT6 4P X 24AWG		NO.		Page	1/1
Edition	2	Established Date	1998-9-23	Revised Date	2008-1-6	
Approval		Checked		Finish		

Configuration & Physical Characters:

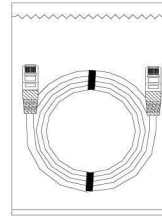
1. Conductor	Material	Bare Copper	
	Size	24AWG	
	Construction	7/0.19 ± 0.015mm	
2. Insulation	Material	HD-PE	
	Thickness	MIN at any point: 0.16mm MAX AVG:0.18mm	
	Diameter	0.93 ± 0.03	
	Colors	Blue-White/Blue	
		Orange-White/Orange	
Green-White/Green			
	Brown-White/Brown		
3. Jacket	Material	PVC	
	Thickness	MIN at any point: 0.52mm MAX AVG: 0.55mm	
	Diameter	5.2± 0.3	
	Colors	Assorted upon request	
	Marking	Assorted upon request	
		<p>Section chart:</p>  <p>Bare copper</p> <p>insulation</p> <p>jacket</p>	

SECTION A-A



Connecting

P1	568B COLOR	P2
1	WH/ORG	1
2	ORG	2
3	WH/GRN	3
4	BLU	4
5	WH/BLU	5
6	GRN	6
7	WH/BWN	7
8	BWN	8



SPECIFICATIONS:

1. CONDUCTOR:

1.1 CONDUCTORS: 24WG

1.2 CONDUCTOR INSULATION COLOR CODING: ONE WHITE/ORANGE, ONE ORANGE, ONE WHITE/GREEN, ONE BLUE, ONE WHITE/BLUE, ONE GREEN, ONE WHITE/BROWN, ONE BROWN.

2. CABLE JACKET

2.1 PRINTING ON THE JACKET: ACCORDING TO CUSTOMER'S REQUEST

3. CABLE ASSEMBLY

3.1 SEE SECTION A-A FOR DIMENSIONS

3.2 CABLE TIE: ACCORDING TO CUSTOMER'S REQUEST

3.3 WIRING T568B COLOR


3.4 CONTACT PLUG: 3 μ GOLD OVER NICKEL (ROUND)

3.5 BOOT MOLDING

4. CABLE JACKET COLOR: ACCORDING TO CUSTOMER'S REQUEST

5. LENGTH: L ± 3% mm

mark	design	Check	craft	Stranded
			Approved	Date
				07. 11. 29



NETWORX™

Drawing mark	Weight	Proportion
Total page		

UTP CAT6 24AWG

US. 3STS-217. 5e. 1129