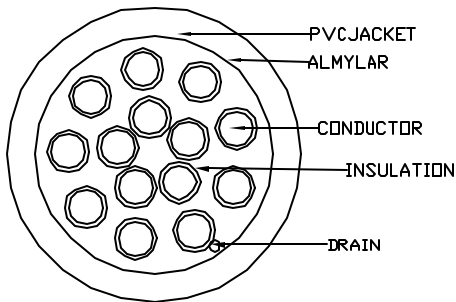
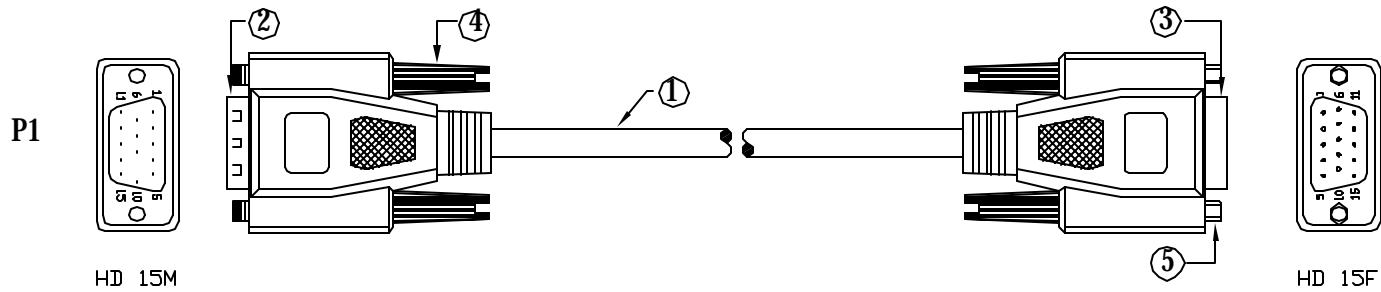
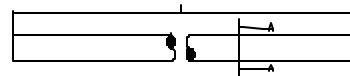


REVISIONS		
REV	DESCRIPTION	APPROVED



SECTION A-A



NOTES:

1.MOLDED CONNECTOR END REQUIREMENTS:

- A.INNER MOLD USING PE
- B.ALUMINUM FOIL WRAP TO CONNECTOR
- C.PVC - 45P PLATINUM GRAY

2.CABLE: [28AWG (7/0.12)\*14C+AL/MY +DW(7/0.16)]TIN  
WIRE:OD=0.78±0.03mm

COLOR: P1 COLOR CODE

JACKET: PVC OD=6.0±0.15mm

COLOR:PLATINUM GRAY

3.FINISHED PRODUCTS LENGTH:

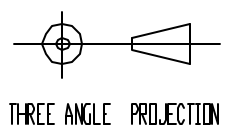
- (1) LENGTH=1829mm TOLERANCE:±25.4mm
- (2) LENGTH=3048mm TOLERANCE:±50.8mm
- (3) LENGTH=4572mm TOLERANCE:±50.8mm
- (4) LENGTH=7625mm TOLERANCE:±76.2mm

PIN		OUTS			
HD 15M	HD 15F	COLOR	HD 15M	HD 15F	COLOR
1	1	BLACK	9-1	1-9	
2	2	BROWN	10	10	WHITE
3	3	RED	11	11	BLACK/WHITE
4	4	ORANGE	12	12	BROWN/WHITE
5	5	YELLOW	13	13	PINK
6	6	GREEN	14	14	GRAY
7	7	BLUE	15	15	LIGHT-GREEN
8	8	PURPLE	Shell	Shell	

ITEM NO	PART NAMES	Q'TY	REMARK
5	(SCREW)NUT:4.75*6mm NICKEL-PLATING	2PCS	
4	THUMBSCREW MALE 4*7mm NICKEL-PLATING	4PCS	
3	CONNECTOR:HD15P FEMALE NICKEL-PLATING, INSULATOR COLOR:BLUE	1PCS	
2	CONNECTOR:HD15P MALE NICKEL-PLATING, INSULATOR COLOR:BLUE	1PCS	
1	CABLE:14C+1 28AWG	1PCS	



PRODUCT	HD15PMALE TO HD15P FEMALE	CUSTOMER		DRAWN	Hvon .W
CUS,NO	130-XXX	VERSION		CHECKED	Jackson H
DR,NO	SD130-XXX	DRAWN DATE	DEC.21.2002	APPROVERD	Jacky Lin



THREE ANGLE PROJECTION