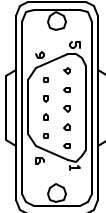
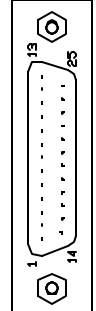
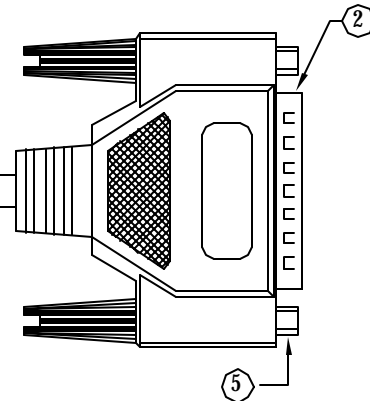
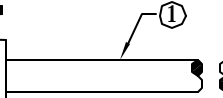
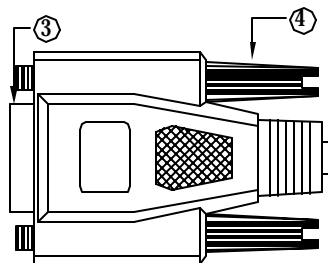


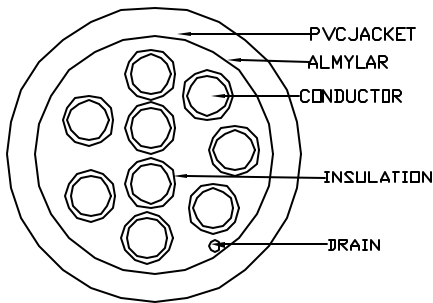
P1



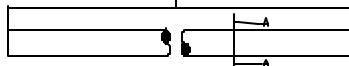
DB9F



DB25M



SECTION A-A



NOTES:

1.MOLDED CONNECTOR END REQUIREMENTS:

- A.INNER MOLD USING PE
- B.ALUMINUM FOIL WRAP TO CONNECTOR
- C:PVC - 45P PLATINUM GRAY

2.CABLE:[28AWG (7/0.12)\*9C+AL/MY +DW(7/0.16)]TIN  
WIRE:OD=0.78±0.03mm

COLOR: P1 COLOR CODE  
JACKET: PVC OD=5.0±0.15mm  
COLOR:PLATINUM GRAY

3.FINISHED PRODUCTS LENGTH:

- (1) LENGTH=1829mm TOLERANCE:±25.4mm
- (2) LENGTH=3048mm TOLERANCE:±50.8mm
- (3) LENGTH=4572mm TOLERANCE:±50.8mm
- (4) LENGTH=7625mm TOLERANCE:±76.2mm
- (5) LENGTH=15250 mm TOLERANCE:±76.2mm

REVISIONS		
REV	DESCRIPTION	APPROVED

PIN		OUTS	
DB9 FEMALE	WIRE COLOR	DB25 MALE	DB9 FEMALE
1	BLACK	8	6 GREEN
2	BROWN	3	7 BLUE
3	RED	2	8 PURPLE
4	ORANGE	20	9 WHITE
5	YELLOW	7	Shell Shell

INSULATION UPON 1M ohm AND 1M ohm		ELECTRIC CONDUCTION INSIDE 15K ohm	
5	(SCREW)NUT: 4.75*6mm NICKEL-PLATING	2PCS	
4	THUMBSCREW: MALE 4*47mm NICKEL-PLATING	4PCS	
3	CONNECTOR:DB9P FEMALE NICKEL-PLATING, INSULATOR COLOR:BLUE	1PCS	
2	CONNECTOR:DB25P MALE NICKEL-PLATING, INSULATOR COLOR:BLUE	1PCS	
1	CABLE:9C+1 28AWG	1PCS	
ITEM NO	PART NAMES	Q'TY	REMARK



PRODUCT	DB9P FEMALE TO DB25P MALE	CUSTOMER		DRAWN	Hvon .W
CUS,NO	118-XXX	VERSION		CHECKED	Jackson H
DR,NO	SD118-XXX	DRAWN DATE	DEC.21.2002	APPROVERD	Jacky Lin

