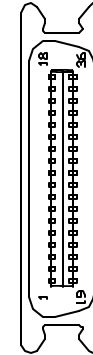
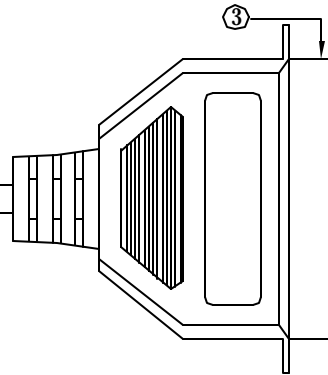
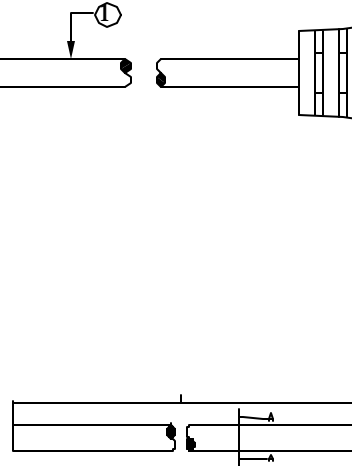
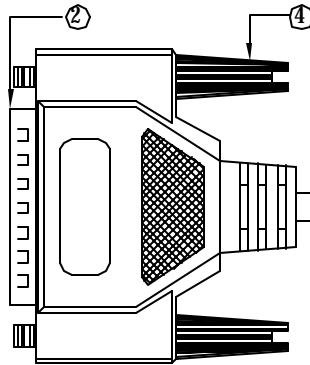
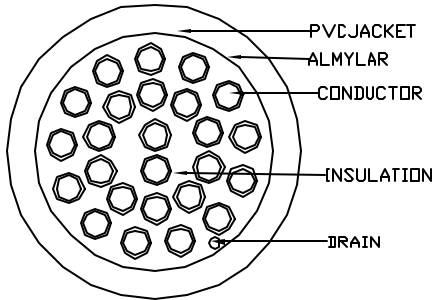


DB25M



C36M



SECTION A-A

PVC JACKET
ALMYLAR
CONDUCTOR
INSULATION
DRAIN

NOTES:

1.MOLDED CONNECTOR END REQUIREMENTS:

- A.INNER MOLD USING PE
- B.ALUMINUM FOIL WRAP TO CONNECTOR
- C.PVC - 45P PLATINUM GRAY

2.CABLE:[28AWG (7/0.12)*25C+AL/MY +DW<7/0.16>]TIN

WIRE:OD=0.78±0.03mm

COLOR: P1 COLOR CODE

JACKET: PVC OD=7.0±0.15mm

COLOR:PLATINUM GRAY

3.FINISHED PRODUCTS LENGTH:

- (1) LENGTH=914mm TOLERANCE:±25.4mm
- (2) LENGTH=1829mm TOLERANCE:±25.4mm
- (3) LENGTH=3048mm TOLERANCE:±50.8mm
- (4) LENGTH=4572mm TOLERANCE:±50.8mm
- (5) LENGTH=6100mm TOLERANCE:±76.2mm
- (6) LENGTH=7625mm TOLERANCE:±76.2mm
- (7) LENGTH=15250 mm TOLERANCE:±76.2mm
- (8) LENGTH=30480mm TOLERANCE:±101.6mm

REVISIONS		
REV	DESCRIPTION	APPROVED

PIN OUTS								
DB25 MALE	WIRE COLOR	C36 MALE	DB25 MALE	WIRE COLOR	C36 MALE	DB25 MALE	WIRE COLOR	C36 MALE
1	BLACK	1	10	GRAY	10	19	LIGHT-GREEN	19
2	BROWN	2	11	BLACK/WHITE	11	20	PINK	20
3	RED	3	12	BROWN/WHITE	12	21	PINK/BLACK	21
4	ORANGE	4	13	RED/WHITE	13	22	GRAY/BLACK	22
5	YELLOW	5	14	ORANGE/WHITE	14	23	ORANGE/BLACK	23
6	GREEN	6	15	YELLOW/BLACK	32	24	RED/BLACK	24
7	BLUE	7	16	GREEN/WHITE	31	25	GREEN/BLACK	25
8	PURPLE	8	17	BLUE/WHITE	36	Shell	Shell	Shell
9	WHITE	9	18	PURPLE/WHITE	16			

INSULATION UPON 1M ohm AND 1M ohm		ELECTRIC CONDUCTION INSIDE 15K ohm	
4	THUMBSCREW: MALE 4*47mm NICKEL-PLATING	2PCS	
3	CONNECTOR:CN36P MALE NICKEL-PLATING, INSULATOR COLOR:BLUE	1PCS	
2	CONNECTOR:DB25P MALE NICKEL-PLATING, INSULATOR COLOR:BLUE	1PCS	
1	CABLE:25C+1 28AWG	1PCS	
ITEM NO	PART NAMES	Q'TY	REMARK



PRODUCT	DB25P MALE TO CN36P MALE	CUSTOMER		DRAWN	Hvon .W
CUS,NO	100-XXX	VERSION		CHECKED	Jackson H
DR,NO	SD100-XXX	DRAWN DATE	DEC.21.2002	APPROVERD	Jacky Lin

