
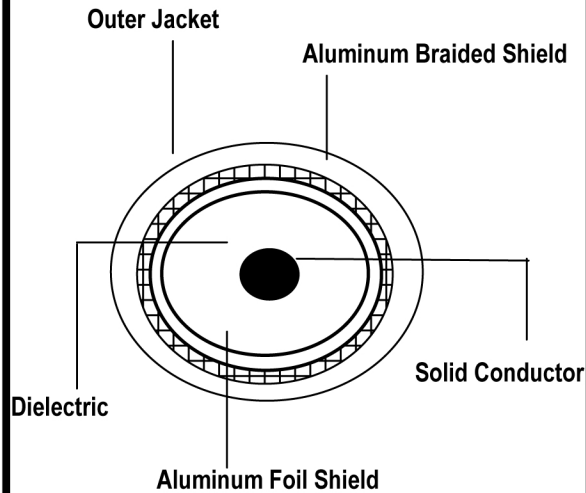


RG 6/U RISER 75 OHM BROADBAND COAXIAL CABLE

Cross Section



Performance

Mhz	Attenuation		Return Loss	
	db/100ft.	db/100m	Mhz	db
10	0.81	2.66	5-470	>=26
50	1.46	4.79		
200	2.83	9.28	470-860	>=24
700	5.60	18.37		
1000	6.59	21.26	860-2400	>=22
1450	8.04	26.37		
2200	9.80	32.14		
2500	10.45	34.27		
2800	11.06	36.27		
3000	11.44	37.52	860-3000	>22

Marking

E#, RG6, 18awg, Copper Clad Steel, 60% Al, 75C (UL)
 CMR/CATVR, 3,000 MHz, feet marking,

Description

Temperature Range -20 to 75 C
 Product Rating UL/CSA
 Flammability Test CMR/CATVR/CL2

Application

Indoor for CATV, MATV, and SMATV
 Outdoor for Digital Satellite Reception

Reference Standard

NEC Article 800 and 820 Compliance

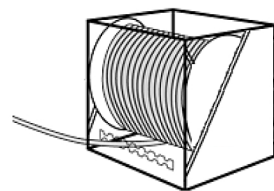
Construction

Conductor Solid Copper Covered Steel
 AWG 18awg
 Conductor Dia. 0.040in. (4.57mm)
Insulation Gas Injected Foam PE
 Insulation Nom O.D. 0.18in. (4.57mm)
Shields Number 2
Coverage 1ST ded Foil, 120%
 2ND um Braid, 60%
Jacket PVC
 Nom. Outer Diameter 0.272 in.(6.91mm)

Electrical Characteristics

Nominal Capacitance 16.2 pf/ft
 Conductor to Shield 53.1 pf/ft
 Nom. Impedance 75 ohm

Standard Packaging



Spool in a Box

Color

Jacket Colors: Black

*All values in this specification are nominal and are subjective to tolerances of +/- 10 to 15%.